

HOPE – Cluster Analysis

Lukas Radbruch

Department of Palliative Medicine
RWTH Aachen University



Department of Palliative Medicine
RWTH Aachen University

HOPE

Core documentation palliative care in Germany



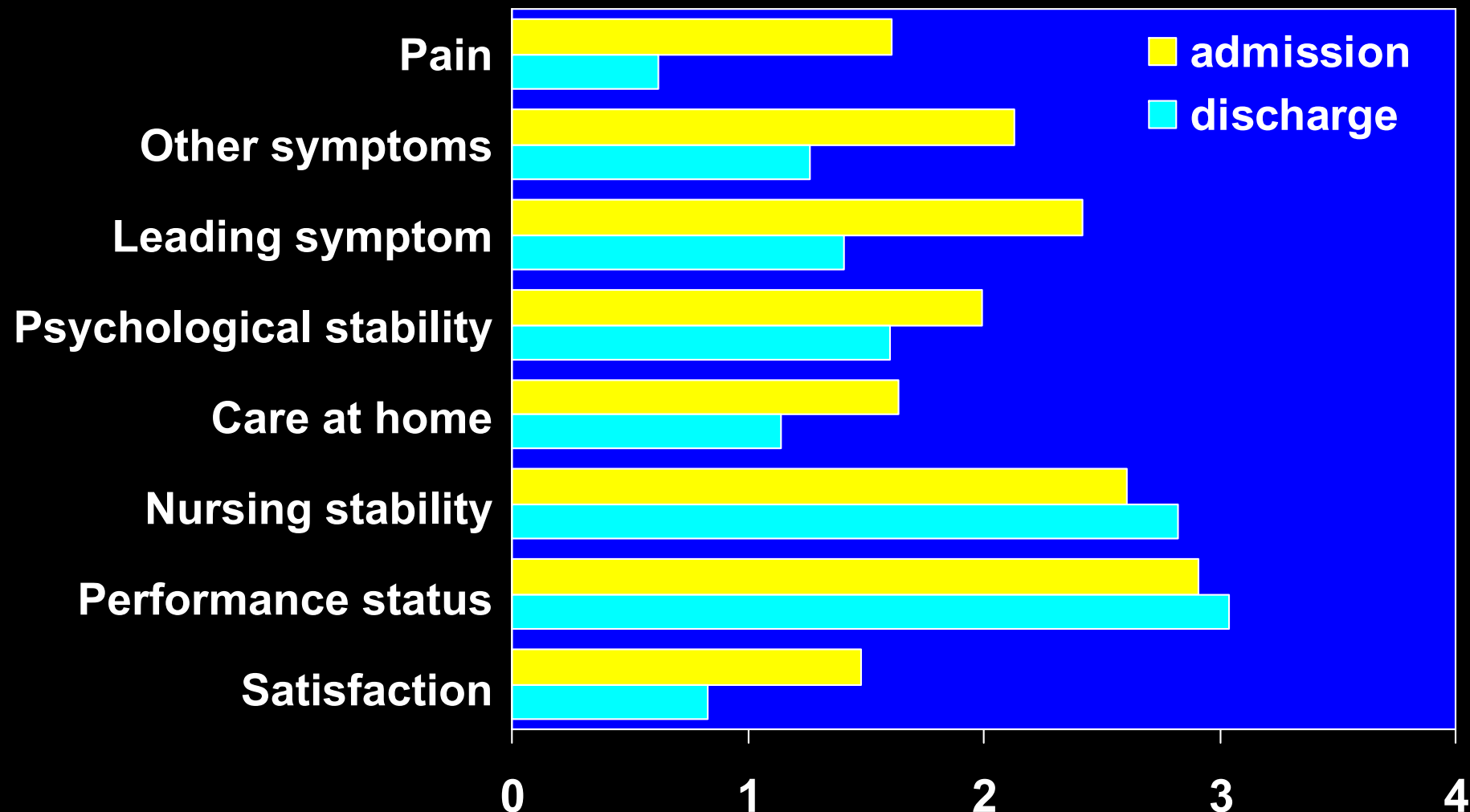

1996	Initial meeting (German Ministry of Health)		
1999	1st evaluation	757 pat.	structural quality
2000	2nd evaluation	1087 pat.	documentation
2001	3rd evaluation	1304 pat.	free text fields
2002	4th evaluation	1546 pat.	checklist, other units
2004	5th evaluation	2214 pat.	outpatient services
2005	6th evaluation	in work	consolidation






HOPE 2000

Outcome (n=1087)



HOPE 2001

Free text documentation (n=1304)



Nausea ≠ vomiting


Confusion + agitation

**Washing, drinking, eating, excretions →
Activities of daily living**



HOPE 2002 - 2005

Checklist



Pain

Nausea

Vomiting

**Dyspnoea
confusion**

Constipation

Weakness

Appetite loss

Sedation

Nursing problems with wounds

Assistance in Activities of Daily Living

Depression

Anxiety

Tension

Desorientation,

Organisation of care

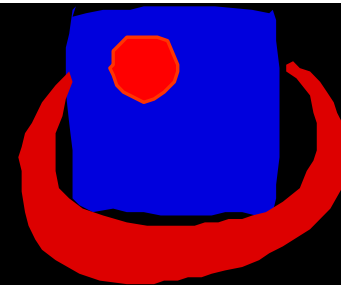
Overburdening of family

Overburdening of others

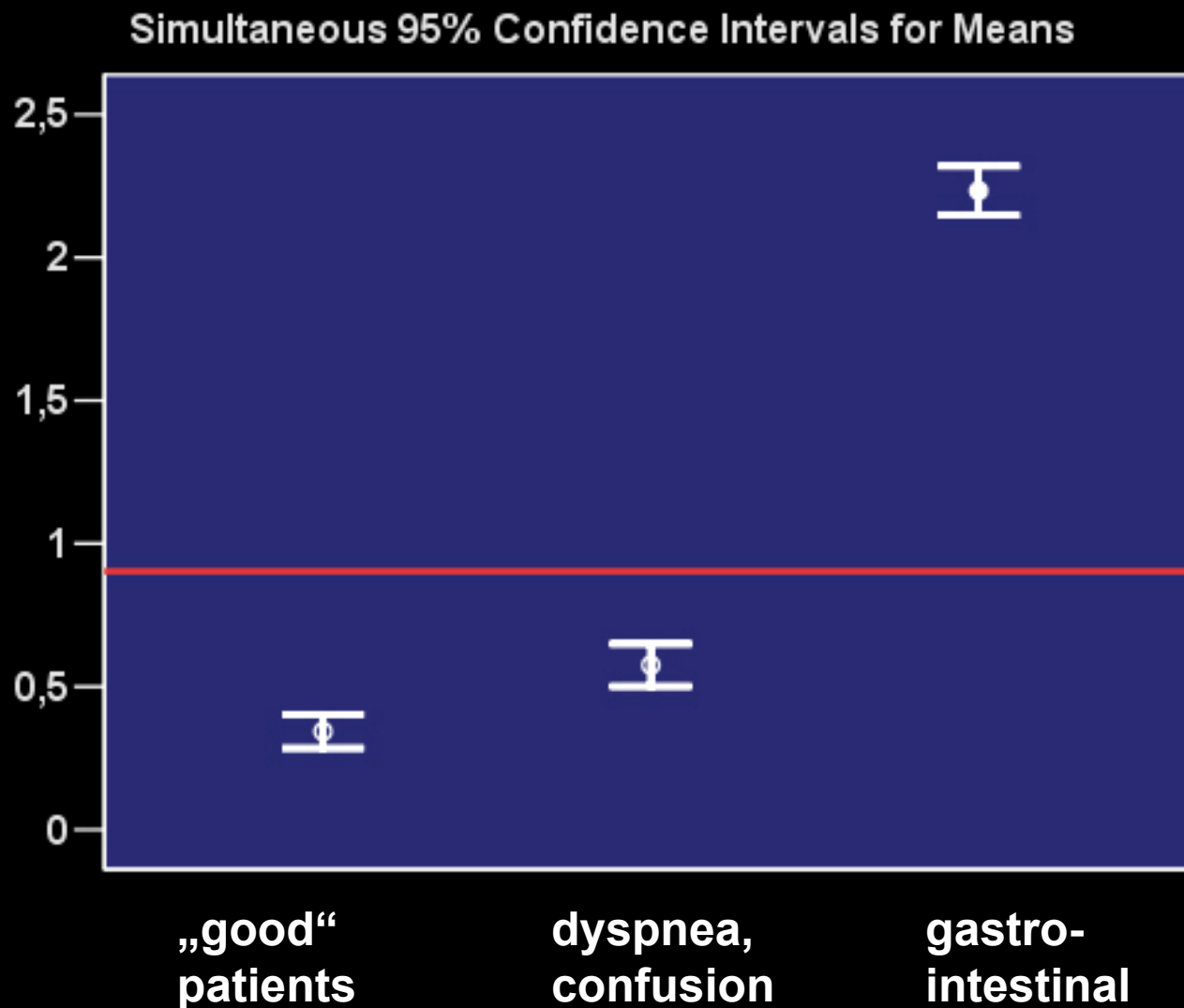


HOPE 2004

Cluster analysis: nausea (n=1665)




Similar:
vomiting
constipation
appetite loss



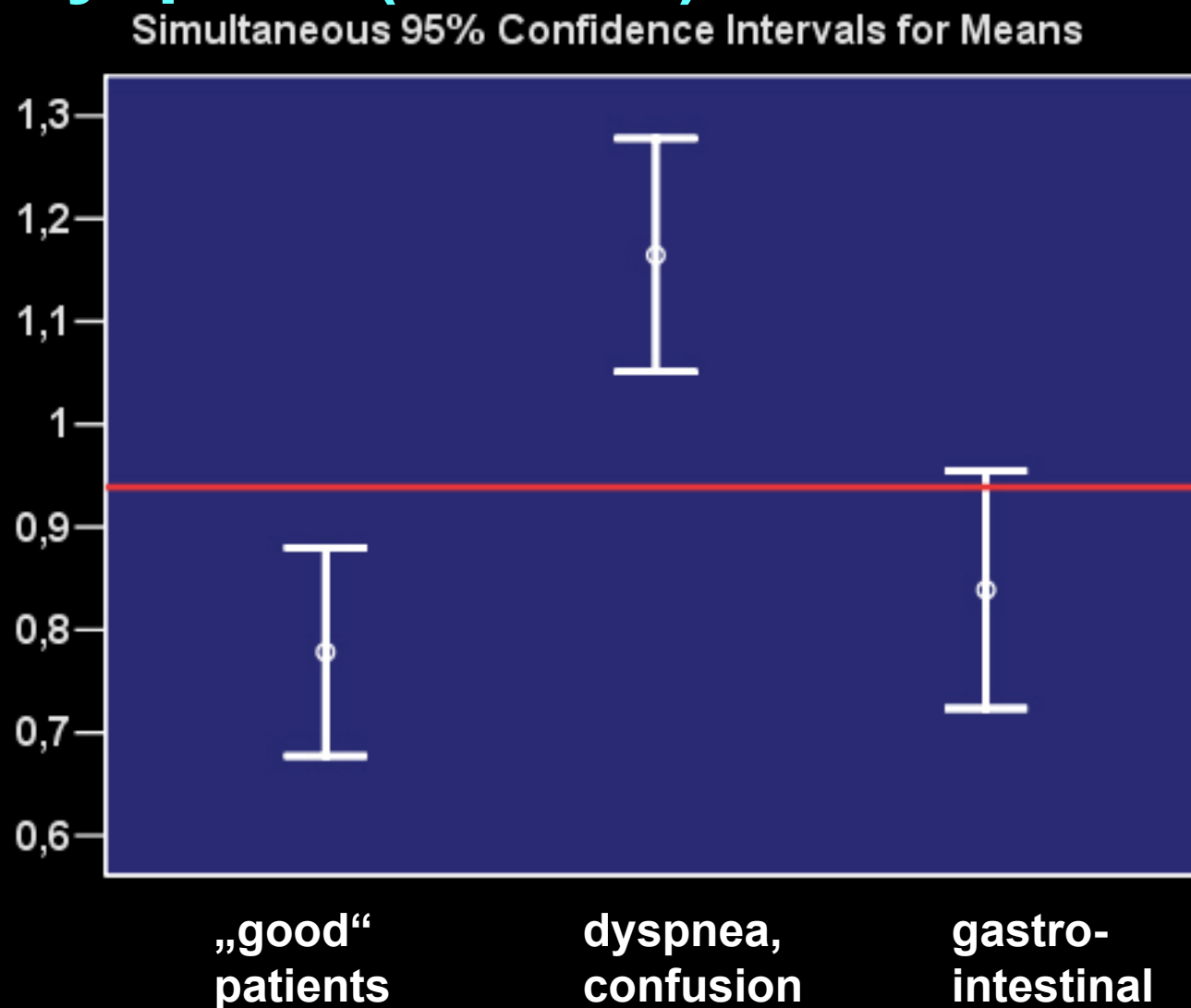
HOPE 2004

Cluster analysis: dyspnea (n=1665)




Similar:

confusion
nursing problems
carers overburdened
anxiety



HOPE 2004

Cluster analysis (n=1665)



	<i>Good</i>	<i>GI</i>	<i>Dyspnea, confusion</i>
Patients	27%	26%	47%
Women	47%	64%	49%
Treatment duration			
< 7 days	27%	28%	36%
> 21 days	24%	15%	17%
End of treatment			
discharge home	52%	35%	26%
death	30%	51%	54%



Never say die

